

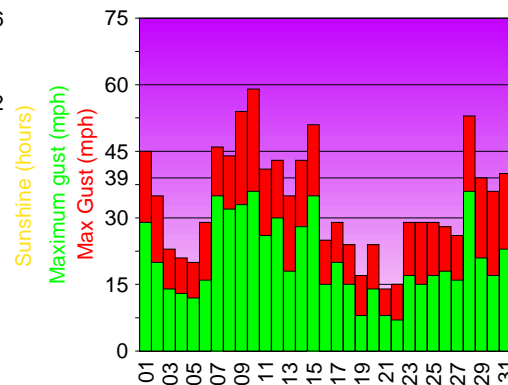
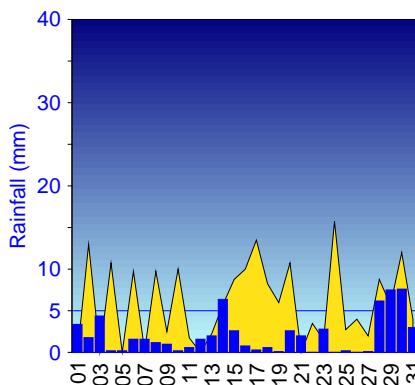
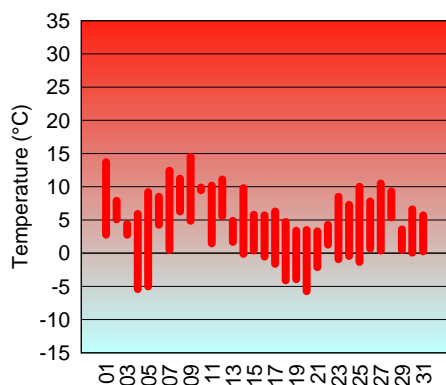
Weather at SAMPLE STATION (COUNTY)

January 2015

12:34 PM

Tuesday 14 February 2017

Date	---Temperature---			---Maximum Wind---					Significant Weather
	Max	Min	Mean	Sun	Rain	Mean	Gust	Dirn	
Thu 01 st	13.7°C	2.8°C	8.3°C	0.0hrs	3.4mm	29mph	45mph	SW	None
Fri 02 nd	7.9°C	5.1°C	6.5°C	5.2hrs	1.8mm	20mph	35mph	W	None
Sat 03 rd	4.4°C	2.8°C	3.6°C	0.0hrs	4.4mm	14mph	23mph	SW	Slight ground frost (-1.4°C)
Sun 04 th	5.9°C	-5.4°C	0.3°C	4.3hrs	0.2mm	13mph	21mph	S	Severe ground frost (-8.6°C)
Mon 05 th	9.2°C	-5.0°C	2.1°C	0.0hrs	0.2mm	12mph	20mph	S	None
Tue 06 th	8.5°C	4.3°C	6.4°C	3.9hrs	1.6mm	16mph	29mph	W	None
Wed 07 th	12.4°C	0.5°C	6.5°C	0.1hrs	1.6mm	35mph	46mph	SW	Slight ground frost (-3.1°C)
Thu 08 th	11.2°C	6.3°C	8.8°C	3.9hrs	1.2mm	32mph	44mph	SW	None
Fri 09 th	14.5°C	4.9°C	9.7°C	1.0hrs	1.0mm	33mph	54mph	W	None
Sat 10 th	9.9°C	9.5°C	9.7°C	4.0hrs	0.2mm	36mph	59mph	SW	None
Sun 11 th	10.2°C	1.5°C	5.9°C	0.7hrs	0.6mm	26mph	41mph	SW	Slight ground frost (-2.2°C)
Mon 12 th	11.1°C	5.6°C	8.4°C	0.0hrs	1.6mm	30mph	43mph	SW	None
Tue 13 th	4.9°C	1.7°C	3.3°C	0.9hrs	2.0mm	18mph	35mph	S	Moderate ground frost (-4.1°C). Snow
Wed 14 th	9.8°C	-0.1°C	4.9°C	2.3hrs	6.4mm	28mph	43mph	S	Slight ground frost (-2.8°C). Snow. 0.5cm of lying snow @0800
Thu 15 th	5.8°C	0.4°C	3.1°C	3.5hrs	2.6mm	35mph	51mph	SW	Snow
Fri 16 th	5.7°C	-0.5°C	2.6°C	4.0hrs	0.8mm	15mph	25mph	NW	Moderate ground frost (-4°C). Hail. Snow
Sat 17 th	6.3°C	-1.6°C	2.4°C	5.4hrs	0.3mm	20mph	29mph	W	Moderate ground frost (-5.7°C)
Sun 18 th	4.7°C	-4.1°C	0.3°C	3.3hrs	0.6mm	15mph	24mph	NW	Severe ground frost (-7.8°C)
Mon 19 th	3.4°C	-3.9°C	-0.2°C	2.4hrs	0.1mm	8mph	17mph	NW	Severe ground frost (-8.4°C). Snow
Tue 20 th	3.5°C	-5.7°C	-1.1°C	4.3hrs	2.6mm	14mph	24mph	SE	Severe ground frost (-9.4°C). Snow
Wed 21 st	3.3°C	-2.1°C	0.6°C	0.0hrs	2.0mm	8mph	14mph	NW	None
Thu 22 nd	4.3°C	1.3°C	2.8°C	1.4hrs	0.0mm	7mph	15mph	S	None
Fri 23 rd	8.5°C	-0.9°C	3.8°C	0.6hrs	2.8mm	17mph	29mph	S	Slight ground frost (-3.2°C)
Sat 24 th	7.3°C	-0.4°C	3.5°C	6.3hrs	0.0mm	15mph	29mph	W	Slight ground frost (-0.1°C)
Sun 25 th	10.0°C	-1.3°C	4.4°C	1.1hrs	0.2mm	17mph	29mph	SW	Moderate ground frost (-4.5°C)
Mon 26 th	7.8°C	0.7°C	4.3°C	1.6hrs	0.0mm	18mph	28mph	W	None
Tue 27 th	10.5°C	0.4°C	5.5°C	0.8hrs	0.1mm	16mph	26mph	SW	Slight ground frost (-2°C)
Wed 28 th	9.3°C	5.4°C	7.4°C	3.5hrs	6.2mm	36mph	53mph	SW	Hail. Snow
Thu 29 th	3.6°C	0.5°C	2.1°C	2.3hrs	7.5mm	21mph	39mph	W	Slight ground frost (-0.1°C). Snow. 0.5cm of lying snow @1800
Fri 30 th	6.6°C	0.1°C	3.4°C	4.8hrs	7.6mm	17mph	36mph	W	Slight ground frost (-1.8°C). Hail. Snow
Sat 31 st	5.7°C	0.3°C	3.0°C	1.6hrs	3.0mm	23mph	40mph	NW	Slight ground frost (-1.3°C)



Comparison of January 2015 with normal	Actuals for Jan 2015	January 2005-2014			Anomalies for Jan 2015	Notes for January 2015
		Lowest	Average	Highest		
Average Max Temperature	7.7°C	4.0°C	7.3°C	9.7°C	0.5°C	Typical
Average Min Temperature	0.7°C	-1.9°C	1.0°C	3.3°C	-0.2°C	Typical
No. days with Min T < 0°C	12 days	3 days	12.2 days	20.0 days	-0.2 days	Typical
Sunshine	73.2 hrs	30.5 hrs	52.0 hrs	74.1 hrs	140.6%	Sunnier than 90% Januarys 2005-2014
Rainfall	62.6mm	10.4mm	58.5mm	108.5mm	107.0%	Typical
No. days Rain (>=0.2mm)	26 days	18.0 days	22.6 days	28.0 days	3.4 days	More days with rain than 80% Januarys 2005-2014
No. days Rain >5mm	4.0 days	0.0 days	3.4 days	9.0 days	0.6 days	Typical
No. days Snow Lying	2.0 days	0.0 days	3.0 days	11.0 days	-1.0 days	Typical
Average Max Gust	34 mph	21 mph	29 mph	37 mph	117.0%	Typical
No. days Max Gust >=30mph	15 days	6.0 days	12.3 days	22.0 days	2.7 days	Typical

Values for temperature and rain are for the 24 hours ending 0900 GMT. All other readings are measured midnight - midnight GMT
 Significant Weather: >=4mm rain in 1 hour = heavy rain, >=10mm rain in 1 hour = torrential rain.